

Public Frequently Asked Questions (FAQ)



ABOUT THE ANNUAL SNAPSHOT

Q: What are some important terms used in the Annual Snapshot?

→ STANDARD

Standards in the Annual Snapshot is referencing the Education Quality Standards (EQS) that outline what schools and students should be able to do.

→ DOMAIN

There are the five domains aligned to the EQS that are included in the Annual Snapshot for the state, each Supervisory Union/District (SU/SD) and school. These domains include:



Academic Proficiency



Personalization



High Quality Staffing



Safe, Healthy Schools



Investment Priorities

Each domain is composed of multiple indicators. The Annual Snapshot provides a rating for each of the five domains based on the performance of each of the indicators under that domain.

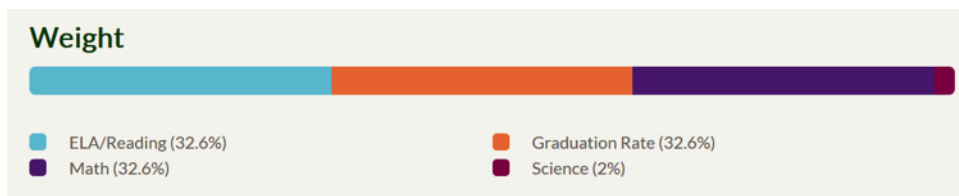
→ INDICATOR

Indicators are the various components under each domain. Each EQS domain is composed of multiple indicators. For example, the EQS domain “Personalization” has the following indicators:

- Student Participation in Flexible Pathways
- School Flexible Pathway Offerings
- Student Use of Personalized Learning Plans

Many indicators are composed of multiple measures. To learn more, please reference the resource [State Accountability: All Indicators](#).

The weight of the indicators varies. The Annual Snapshot includes a weight bar that illustrates how the multiple indicators are weighted. A sample weight bar might look like this:



To learn more about this, please reference the resource [Weighting of Indicators: Academic Proficiency](#).

→ MEASURE

Measures are the individual components of an indicator. For example, Math is one indicator under the Academic Proficiency Domain. The Math indicator is composed of two measures: (1) scale score on the most recent assessment and (2) student growth over the past three years. Likewise, the Flexible Pathways Indicator on the Personalization Domain is composed of multiple measures—such as dual enrollment—that provide information on flexible pathway options available to students.

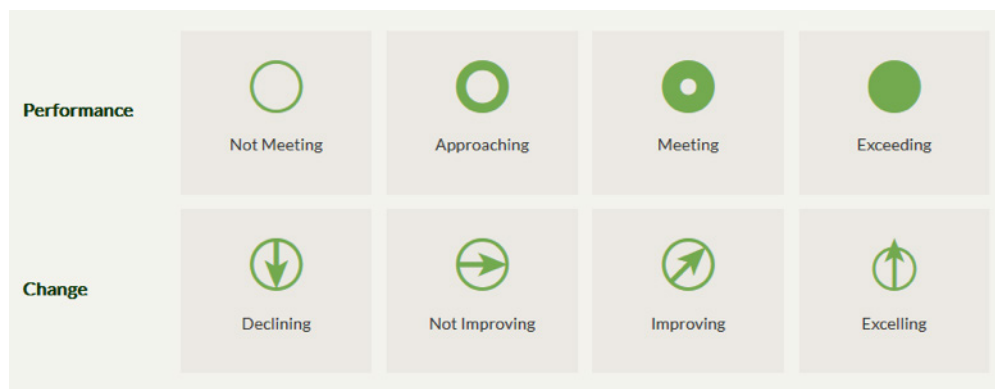
→ METRICS

Metrics refer to how a domain, indicators and measures are assessed. These metrics include:

- Current Performance
- Performance Change
- Current Equity Index
- Equity Gap Change

→ RATINGS

Ratings reflect the calculated point values for each domain, indicator and measure for performance and change.



→ PERFORMANCE

Performance refers to the overall score for the domains, indicators and measures for an academic year. In the Annual Snapshot you will be able to view performance levels based on academic year starting with the 2017–18 school year.

→ CHANGE

Change refers to how much the score for a domain, indicator or measure increased or decreased compared to previous year.

→ SCALE

The English Language Arts (ELA)/Reading and Math indicators under the Academic Proficiency Domain are composed of both a scale and a growth score. The scale score refers to the performance of students on the assessment.

→ GROWTH

The ELA and Math indicators under the Academic Proficiency Domain are composed of both a scale and a growth score. The growth score refers to the average improvement in students' performance over the past three years compared to their academic peers.

→ EQUITY INDEX

The Equity Index refers to the difference between students who have been historically marginalized and their historically privileged peers. Exceeding and Meeting ratings represent smaller differences in performance between student groups.

→ HISTORICALLY MARGINALIZED STUDENTS

Historically Marginalized Students (HMS) refers to student groups that have been historically underserved by Vermont schools. These student groups include:

- Different racial/ethnic groups
- English learners
- Students with disabilities
- Students in poverty
- Migrant students
- Military-affiliated students
- Homeless students
- Students in foster care

The Annual Snapshot allows users to see how schools are serving historically marginalized students compared to their peers.

Q: Why should I care about the Annual Snapshot?

The Annual Snapshot is a way for you and community members across the state to understand how well Vermont schools are performing. Vermont's approach to education centers on continuous improvement; rather than ranking and comparing schools, Vermont wants community members to work together to make our schools better. In line with this approach, the Annual Snapshot will help you engage with education leaders and other community members to help schools improve by identifying strengths and needs in our schools.

Q: How will the Annual Snapshot help Vermont schools improve?

The Annual Snapshot shows a more holistic, whole-child approach to assessing the performance of schools or supervisory unions/school districts (SU/SDs) and helping identify priority areas for improvement.



Academic
Proficiency



Personalization



High Quality
Staffing



Safe, Healthy
Schools



Investment
Priorities

This holistic approach to continuous improvement is guided by the Education Quality Standards (EQS) that define good teaching and learning in Vermont. These standards are measured across five domains:

The Annual Snapshot shows a broad picture of school and SU/SD performance, providing information about the schools and SU/SDs' success in meeting the EQS. In addition to the Annual Snapshot, schools' and SU/SDs will also participate in Integrated Field Reviews (onsite visits) every three years that provide additional, qualitative data to guide continuous improvement.

Q: Why does the Annual Snapshot address equity gaps and why is this information important?

Vermont takes seriously its duty to ensure that all students receive a high quality education. One way this is considered in the Annual Snapshot is through the Equity Index. The Equity Index compares the

performance of students who have been historically underserved in school to their more privileged peers. The “Historically Marginalized Student” group includes:

- Different racial/ethnic groups
- English learners
- Students with disabilities
- Students in poverty
- Migrant students
- Military-affiliated students
- Homeless students
- Students in foster care

The Annual Snapshot shines a spotlight on gaps in performance and improvement between historically underserved students and their more privileged students to spark a conversation among education leaders, educators and community members on how to improve education for all students—regardless of their background.

HOW TO ACCESS AND USE THE ANNUAL SNAPSHOT


Q: How do I access the Annual Snapshot?

You can access the Annual Snapshot online on your device by visiting schoolsnapshot.vermont.gov.

Q: How do I find a school and/or SU/SD in the Annual Snapshot?

You can find your school and/or SU/SD using the search feature, which is on the home page of the Annual Snapshot. You can also find your school and/or SU/SD using the Directory, which is on the home page of the Annual Snapshot.

Q: Can I print information in the Annual Snapshot?

Yes! You can print the snapshot for your school and/or SU/SD. To print, go to your school’s and/or SU/SD’s snapshot and click on the print icon  on the top, right corner. This will generate a PDF file which you can print from your device.

Q: What do I do if I’m having trouble accessing the Annual Snapshot?

If you need help accessing the Annual Snapshot, please contact the Help Desk at aoe.schoolsnapshothelp@vermont.gov.

Q: I see an option to login, but I can’t

All the information on the Annual Snapshot is available to any interested community member. You don’t need to login to view the information in the Annual Snapshot. The Annual Snapshot may suppress some information when the number of students in a school or SU/SD is small in order to protect student privacy. Some users such as principals and superintendents may want to see unsuppressed information to make informed decisions on how to improve their schools. These users can login to view suppressed information. If you’re a superintendent or principal and don’t have login access, please contact the Help Desk at aoe.schoolsnapshothelp@vermont.gov.

ABOUT THE INFORMATION IN THE ANNUAL SNAPSHOT

Q: What can I learn from the Annual Snapshot?



Academic
Proficiency



Personalization



High Quality
Staffing



Safe, Healthy
Schools



Investment
Priorities

The Annual Snapshot presents a broad picture on how well the state of Vermont, its SU/SDs and schools are meeting Vermont's EQS across five domains:

The Annual Snapshot provides ratings for performance and improvement on the EQS domains. Each EQS domain is composed of a number of indicators and measures to provide schools and communities a more nuanced understanding of performance under each domain.

The Annual Snapshot, along with the Integrated Field Reviews, is intended to provide schools and SU/SDs with feedback on a broad range of academic, climate and financial indicators to help schools identify their strengths and priorities for improvement.

To learn more about the EQS domains, indicators and measures, please reference the resource [Annual Snapshot: Multiple Indicators](#).

Q: Where does the information in the Annual Snapshot come from?

Most of the data in the Annual Snapshot is currently collected from schools and SU/SDs. This includes standardized test scores, graduation rates, financial and licensing information.

The Annual Snapshot will also include new data. Some of this data is already collected and shared in the Annual Snapshot through data sharing agreements with other institutions. For example, the College and Career Ready Indicator (under the Academic Proficiency Domain) will include data collected through data sharing agreements on post-graduation outcomes. The Flexible Pathways Offerings (under the Personalization Domain) will also use data that is currently collected.

Some of the data sources will be collected for the first time from schools and SU/SDs. This includes assessment results for Physical Education from FitnessGram for Grades 4, 7 and 9. This assessment was field tested in May 2018.

Q: Who makes sure the information in the Annual Snapshot is accurate?

All data is checked for accuracy by the Vermont Agency of Education (AOE), as it has been in past years. In addition, superintendents, curriculum directors (or another SU/SD designee) and principals will have access to their school or SU/SD snapshot before it is released to the general public. They will have an opportunity to check their data for accuracy and suggest revisions in advance of the release to the general public.

Q: Where do the ratings in the Annual Snapshot come from?

Each piece of data is translated into a point value on a scale from 1-5.

The point values for Current Performance and Current Equity Index are collected and reflected in a rating:

- Not Meeting
- Approaching
- Meeting
- Exceeding

The point values for Performance Change and Equity Index Change are collected and reflected in a rating:

- Declining
- Not Improving
- Improving
- Excelling

Q: Will I be able to see data for all schools and/or SU/SDs?

Yes! The Annual Snapshot is a tool available to anyone—students, parents, families, teachers and community members—who wants to learn about schools in Vermont.

Q: Why is some information suppressed?

Many Vermont schools have small student populations, making it easy to identify individual student information. To protect student privacy, the Annual Snapshot suppresses some data when reporting on small student groups.

Q: Who has access to unsuppressed information?

Superintendents and principals can login to view unsuppressed data. This will help them access data that can help them make informed decisions to guide their continuous improvement efforts.

Q: Why is there information missing in the Annual Snapshot?

The Annual Snapshot will include a lot of information about our schools. Most of the data is currently collected from schools, but some of the data will require Vermont to collect new data and put in place new data sharing agreements. Collecting and checking all the data for the Annual Snapshot will take time and collaboration among different agencies, so Vermont will release the data of the Annual Snapshot in phases as the data is ready.

During Phase 1 (spring of 2019), the Annual Snapshot will release data that meets federal requirements in the Academic Proficiency Domain:

- Content Standards
- English Language Proficiency
- Graduation Rate

Q: Why don't I see student information in the Annual Snapshot?

The Annual Snapshot provides information on how the state, SU/SDs and schools are performing. As a tool open to all Vermonters, the Annual Snapshot does not provide information on individual student performance to protect the privacy of Vermont students.

MOVING FORWARD

Q: What resources are available to help me use and understand the Annual Snapshot?

AOE developed the following resources to help Vermonters access and use the Annual Snapshot:

RESOURCE	DESCRIPTION
Snapshot Overview	Describes the purpose of the Annual Snapshot, explains how the Annual Snapshot works and how and how it supports continuous improvement in Vermont's schools and SUs/SDs.
Annual Snapshot User Guide	A PowerPoint slide deck that provides an overview of the Annual Snapshot and guides users through the process of accessing and using the Annual Snapshot.
Frequently Asked Questions (FAQs)	Provides answers to the most-asked questions that the public, parents, families, media, community members and policymakers might have.
Video Tutorials	Brief video tutorials help users with the Annual Snapshot and understand the information in the Annual Snapshot.

Q: When will I see the information that is missing in the Annual Snapshot?

Collecting and verifying all the data for the Annual Snapshot will take some time, so Vermont will release the data of the Annual Snapshot in phases. For Phase 1 at the end of 2018, the Annual Snapshot will release data that meets federal requirements in the Academic Proficiency Domain during the winter of 2018–19:

- Content Standards
- English Language Proficiency
- Graduation Rate

For Phase 2, AOE will update the Annual Snapshot during the autumn of 2019 with additional data. For Phase 3, the Annual Snapshot will be updated at the end of 2019.

Q: I want to help my school and/or SU/SD improve, what can I do next?

The information in the Annual Snapshot should help you make informed questions about Vermont schools and help Vermont schools improve. Connect with your school's principal or your district superintendent's office to discuss your questions, learn about ways you can help your school or SU/SD, or share ideas you have to support teaching and learning in Vermont. Below is a list of questions you should consider when talking with education leaders.

PARENTS	<ul style="list-style-type: none"> • How will this impact my child? • What is the school doing well? • Where has the school improved? • What are you doing to improve instruction and outcomes for my child? • Will this affect funding for my child? • What changes should we expect to the learning environment or curriculum based on the Annual Snapshot? • Did you gather input from community members on how to improve my child's school?
TEACHERS	<ul style="list-style-type: none"> • What questions are parents going to ask me? • How do I talk to parents about my school's snapshot? • Where have we been successful? Where do we need to improve most? • What is the process for determining how to address those needs? • How do we prioritize our work and ensure that we can address our areas of improvement? • Besides the data from our school's snapshot, what other information do we have to understand our improvement needs and how to address them? • How are we tracking progress on our improvement efforts?
STUDENTS	<ul style="list-style-type: none"> • What decisions are being made based on my school's snapshot? • Will I see any changes in my classroom? What will those look like? • In determining how to improve, how will you engage with me and my classmates? • My classmates and I have different backgrounds, experiences and needs. What actions are being taken to meet the needs all of us? • What do you consider a "good" rating for each domain and indicator in my school's snapshot? • Are there trends across the SU/SD? Do we have an idea as to why these trends exist? • Are certain schools in the SU/SD providing good examples for effective teaching and learning? How can we scale the best practices to the rest of our schools?
BOARD MEMBERS	<ul style="list-style-type: none"> • Have previous investments led to better outcomes for our schools? • What are the greatest improvement needs in our schools? Which investments will be more cost-effective in addressing those needs? • How can I be assured our improvement efforts will lead to interventions that are effective? • Will our improvement efforts be most impactful if they are spread across the SU/SD or in specific schools?
MEDIA	<ul style="list-style-type: none"> • Have the initiatives you've focused on in previous years led to improved student outcomes? How do you know? • How are you going to respond to performance gaps between different student groups? • Which outcomes are you pleased with? Why? • What other data sources are you using to determine your needs? • How can the broader community support these initiatives?
BROADER COMMUNITY	<ul style="list-style-type: none"> • How do I know my investment in the schools is leading to improved learning outcomes? • How do I know my investment in the schools is being used efficiently? • What is something truly innovative that we are doing in our schools? What are its effects?

Q: What do I do if I have questions about or would like to provide feedback on the data in the Annual Snapshot?

If you have questions or feedback about the data included in the Annual Snapshot, please contact the Help Desk at aoe.schoolsnapshothelp@vermont.gov.

Q: Where do I find information about the EQS domains, measures and indicators?

AOE created resources to help you understand the EQS, indicators and measures on the [Vermont State Plan website](#).

Videos

You can access our video tutorials here: vermontsnapshot.education.gov/video-tutorials.