

Vermont Education Standards: Act 1 Working Group Inquiry

Friday, May 14, 2021

None

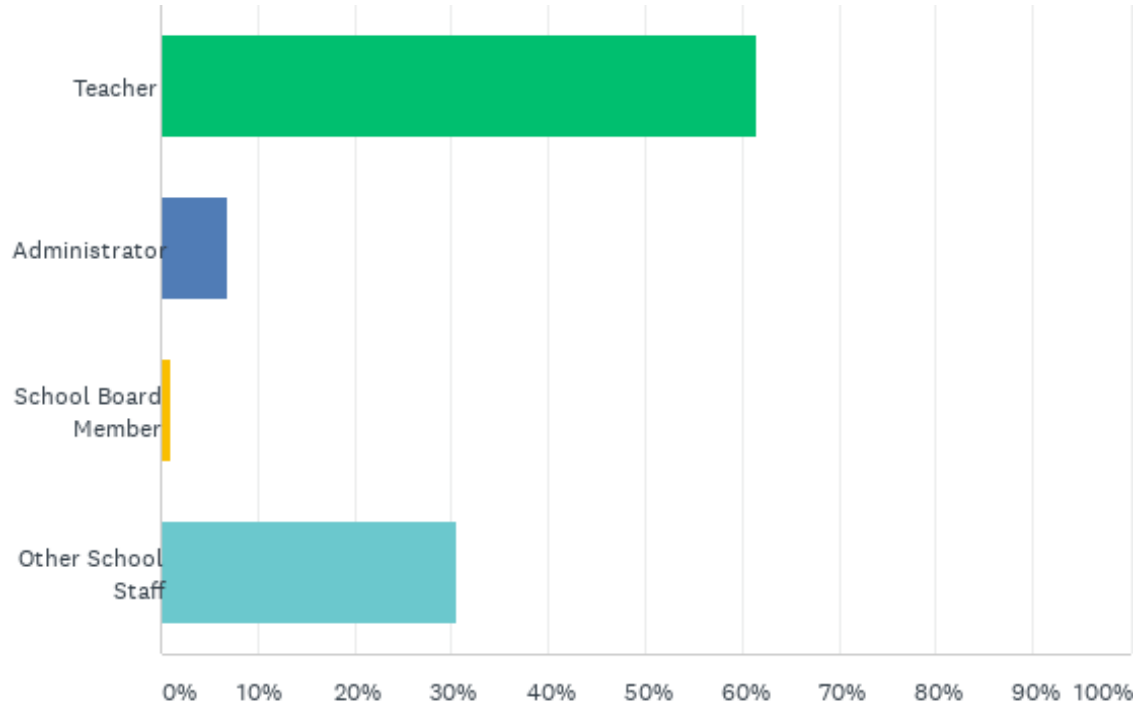
Total Responses

Date Created: Thursday, January 07, 2021

Complete Responses: None

Q1: What is your role in schools?

Answered: 294 Skipped: 1



Q1: What is your role in schools?

Answered: 294 Skipped: 1

ANSWER CHOICES	RESPONSES	
Teacher	61.56%	181
Administrator	6.80%	20
School Board Member	1.02%	3
Other School Staff	30.61%	90
TOTAL		294

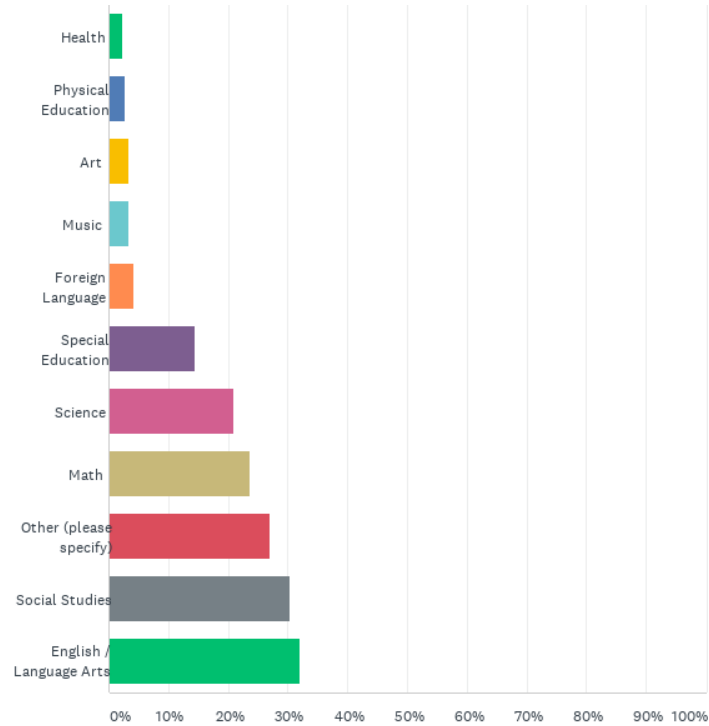
Q2: What county do you work in?

Answered: 0 Skipped: 295

ANSWER CHOICES	RESPONSES
Addison County	0.00% 0
Bennington County	0.00% 0
Caledonia County	0.00% 0
Chittenden County	0.00% 0
Essex County	0.00% 0
Franklin County	0.00% 0
Grand Isle County	0.00% 0
Lamoille County	0.00% 0
Orange County	0.00% 0
Orleans County	0.00% 0
Rutland County	0.00% 0
Washington County	0.00% 0
Windsor County	0.00% 0
TOTAL	0

Q3: If teacher, what subject area do you teach?

Answered: 215 Skipped: 80



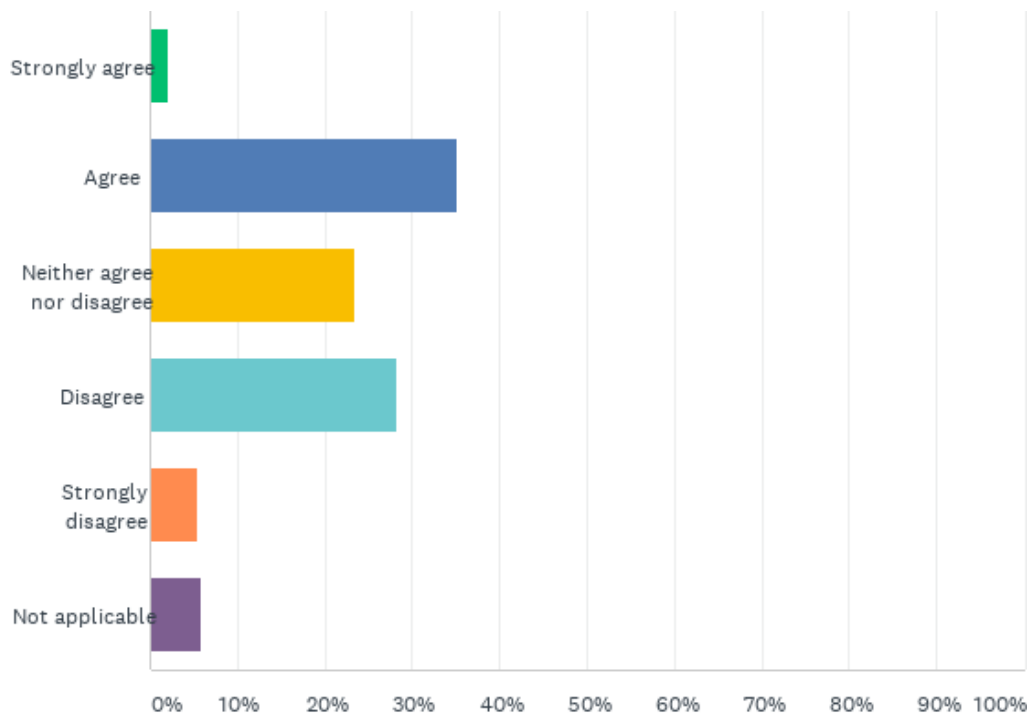
Q3: If teacher, what subject area do you teach?

Answered: 215 Skipped: 80

ANSWER CHOICES	RESPONSES	
Health	2.33%	5
Physical Education	2.79%	6
Art	3.26%	7
Music	3.26%	7
Foreign Language	4.19%	9
Special Education	14.42%	31
Science	20.93%	45
Math	23.72%	51
Other (please specify)	26.98%	58
Social Studies	30.23%	65
English / Language Arts	32.09%	69
Total Respondents: 215		

is understandable to students, parents/caregivers, educators, and the general community.

Answered: 291 Skipped: 4



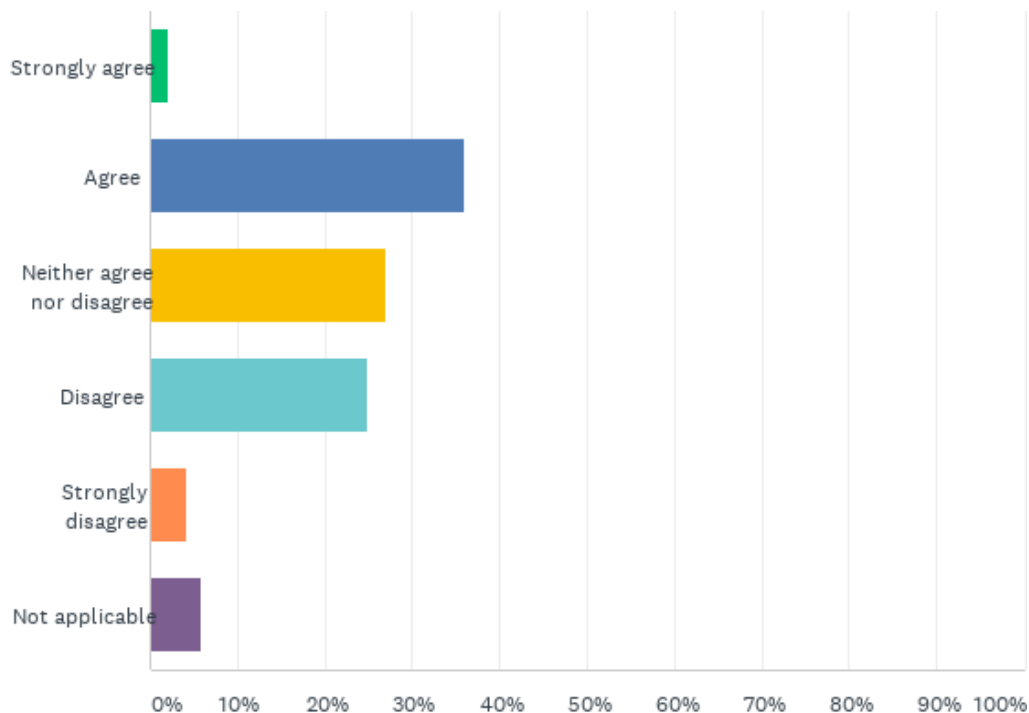
is understandable to students, parents/caregivers, educators, and the general community.

Answered: 291 Skipped: 4

ANSWER CHOICES	RESPONSES	
Strongly agree	2.06%	6
Agree	35.05%	102
Neither agree nor disagree	23.37%	68
Disagree	28.18%	82
Strongly disagree	5.50%	16
Not applicable	5.84%	17
TOTAL		291

Q5: Vermont Educational Standards are formatted and presented in a way that is visually easy to understand.

Answered: 289 Skipped: 6



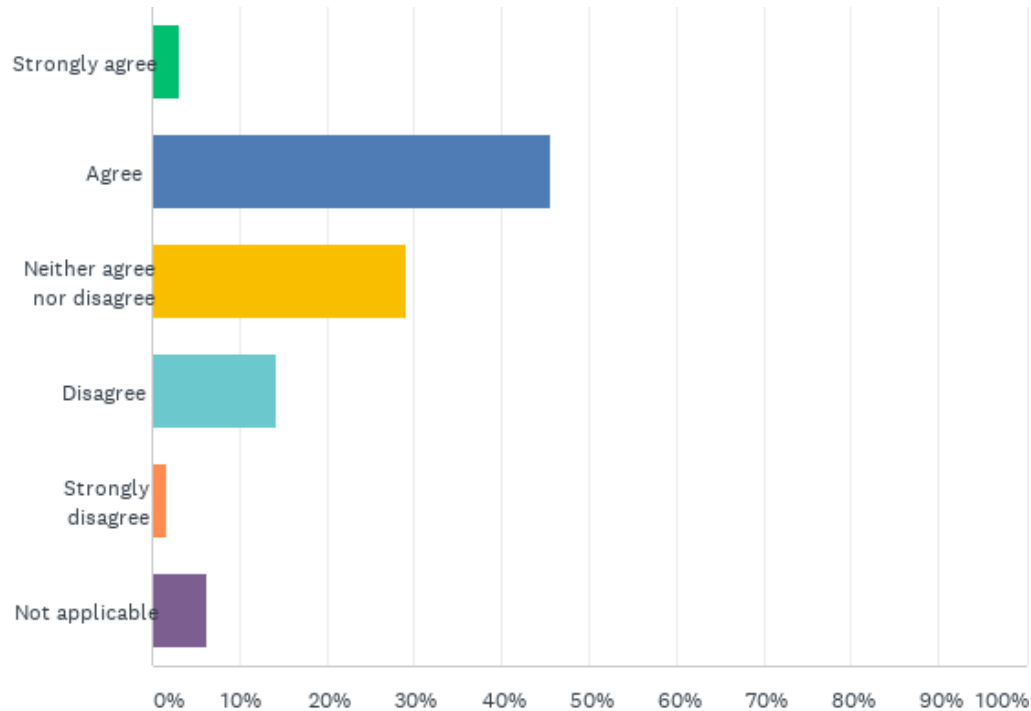
Q5: Vermont Educational Standards are formatted and presented in a way that is visually easy to understand.

Answered: 289 Skipped: 6

ANSWER CHOICES	RESPONSES	
Strongly agree	2.08%	6
Agree	35.99%	104
Neither agree nor disagree	26.99%	78
Disagree	24.91%	72
Strongly disagree	4.15%	12
Not applicable	5.88%	17
TOTAL		289

Q6: Vermont Educational Standards reflect current research on how children learn and develop intellectual independence.

Answered: 289 Skipped: 6



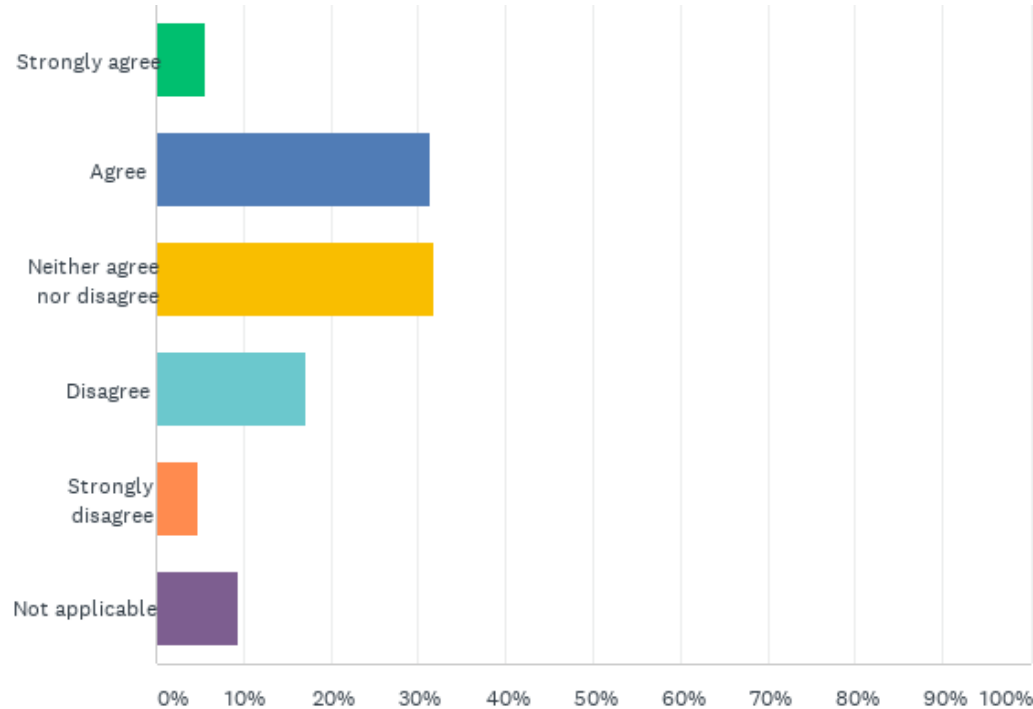
Q6: Vermont Educational Standards reflect current research on how children learn and develop intellectual independence.

Answered: 289 Skipped: 6

ANSWER CHOICES	RESPONSES	
Strongly agree	3.11%	9
Agree	45.67%	132
Neither agree nor disagree	29.07%	84
Disagree	14.19%	41
Strongly disagree	1.73%	5
Not applicable	6.23%	18
TOTAL		289

Q11. Common Educational standards for permit training studies to be taught as stand-alone courses or units or as part of existing courses and curriculum for grades Pre-K grade through 12th.

Answered: 287 Skipped: 8



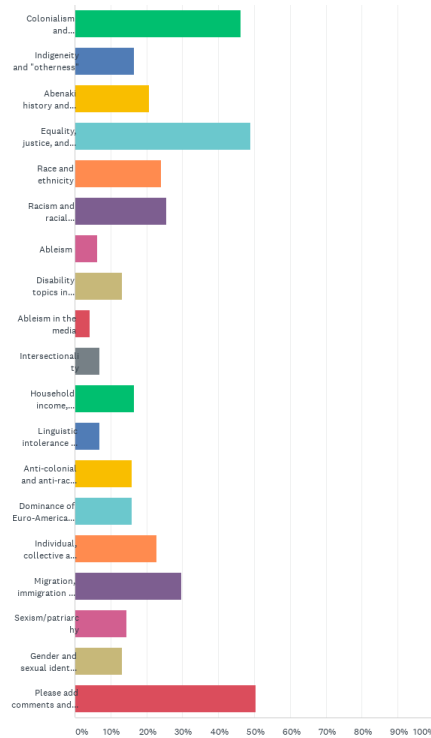
Q11. National Educational Standards permit science studies to be taught as stand-alone courses or units or as part of existing courses and curriculum for grades Pre-K grade through 12th.

Answered: 287 Skipped: 8

ANSWER CHOICES	RESPONSES	
Strongly agree	5.57%	16
Agree	31.36%	90
Neither agree nor disagree	31.71%	91
Disagree	17.07%	49
Strongly disagree	4.88%	14
Not applicable	9.41%	27
TOTAL		287

Q8: Vermont Educational Standards cover which of the following concepts: (Check all that apply)

Answered: 145 Skipped: 150



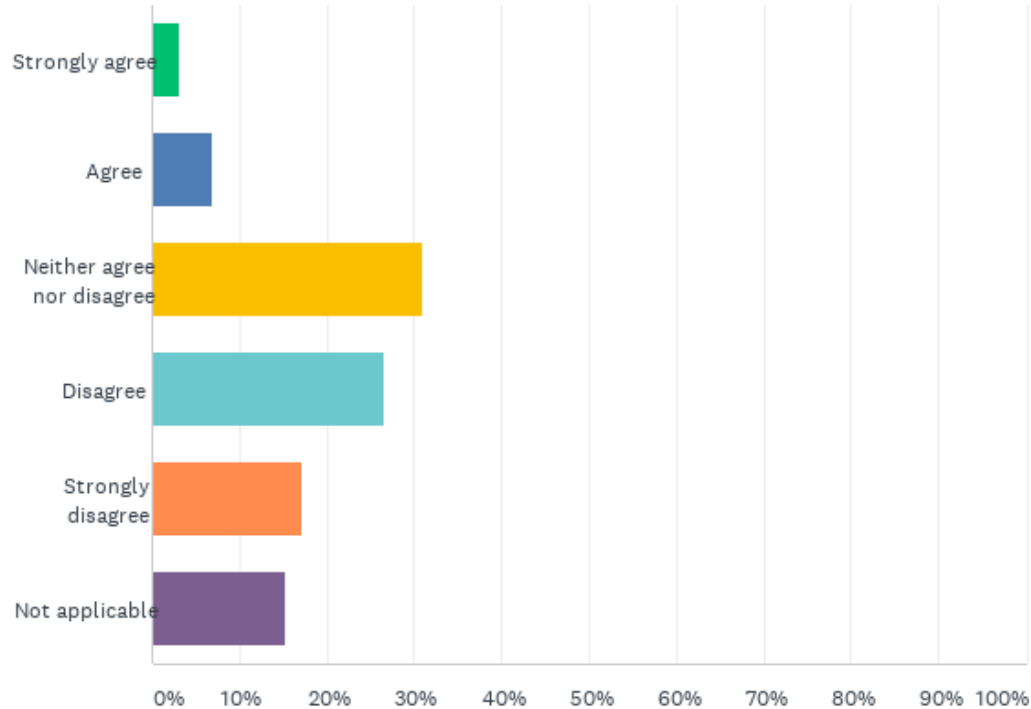
Q8: Vermont Educational Standards cover which of the following concepts: (Check all that apply)

Answered: 145 Skipped: 150

ANSWER CHOICES	RESPONSES
Colonialism and settler-colonialism	46.21% 67
Indigeneity and "otherness"	16.55% 24
Abenaki history and current events	20.69% 30
Equality, justice, and civil rights	48.97% 71
Race and ethnicity	24.14% 35
Racism and racial discrimination (based on individual biases or systemic causes)	25.52% 37
Ableism	6.21% 9
Disability topics in health curriculum	13.10% 19
Ableism in the media	4.14% 6
Intersectionality	6.90% 10
Household income, socio-economic status, and working class status	16.55% 24
Linguistic intolerance and discrimination (based on individual biases or systemic causes)	6.90% 10
Anti-colonial and anti-racism liberation struggles	15.86% 23
Dominance of Euro-American bias in education and other social institutions	15.86% 23
Individual, collective and communal identity	22.76% 33
Migration, immigration and assimilation	29.66% 43
Sexism/patriarchy	14.48% 21
Gender and sexual identity (including the unique needs and problems of the LGBTQIA+ community)	13.10% 19
Please add comments and/or recommendations	50.34% 73
Total Respondents: 145	

content of ethnic studies, disability studies, LGBTIQ+, and gender studies.

Answered: 158 Skipped: 137



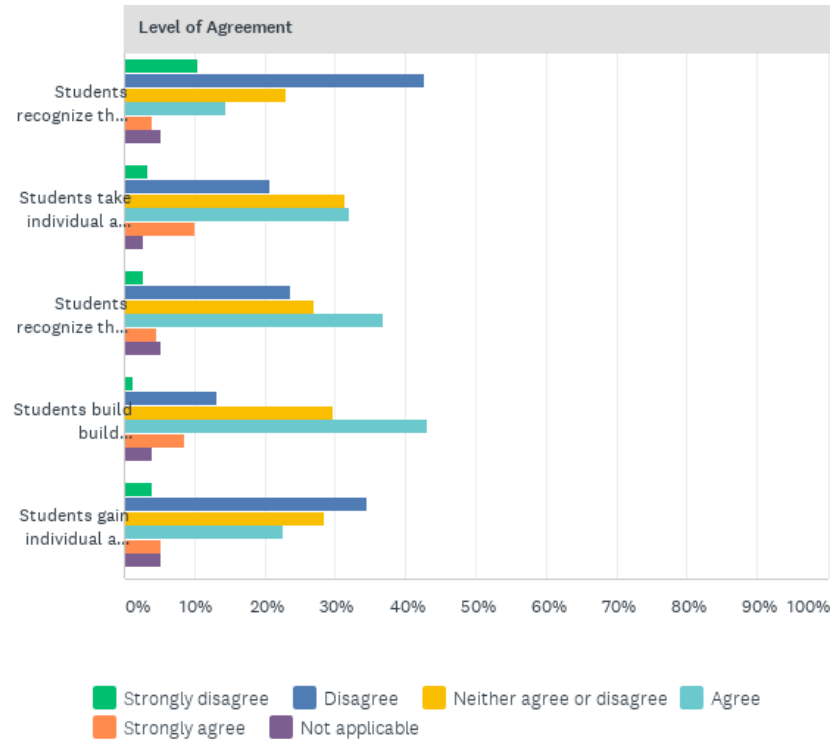
content of ethnic studies, disability studies, LGBTIQ+, and gender studies.

Answered: 158 Skipped: 137

ANSWER CHOICES	RESPONSES	
Strongly agree	3.16%	5
Agree	6.96%	11
Neither agree nor disagree	31.01%	49
Disagree	26.58%	42
Strongly disagree	17.09%	27
Not applicable	15.19%	24
TOTAL		158

Q10: The Vermont education standards encourage the following student competencies:

Answered: 152 Skipped: 143



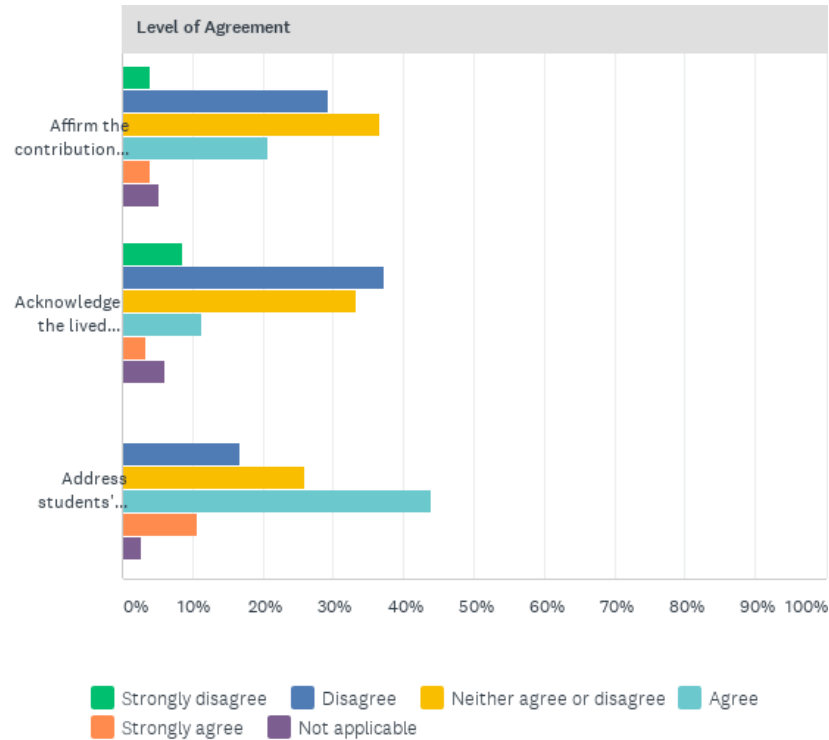
Q10: The Vermont education standards encourage the following student competencies:

Answered: 152 Skipped: 143

Level of Agreement							
	STRONGLY DISAGREE	DISAGREE	NEITHER AGREE OR DISAGREE	AGREE	STRONGLY AGREE	NOT APPLICABLE	TOTAL
Students recognize that power, privilege, and being perceived as non-disabled influence their relationships, their standing in society, and their access to opportunity and social resources.	10.53% 16	42.76% 65	23.03% 35	14.47% 22	3.95% 6	5.26% 8	152
Students take individual and collective action to address problems in their communities, nation, and world.	3.33% 5	20.67% 31	31.33% 47	32.00% 48	10.00% 15	2.67% 4	150
Students recognize that they and others are unique individuals shaped by their experiences as members of multiple social and cultural groups.	2.63% 4	23.68% 36	26.97% 41	36.84% 56	4.61% 7	5.26% 8	152
Students build build self-esteem.	1.32% 2	13.25% 20	29.80% 45	43.05% 65	8.61% 13	3.97% 6	151
Students gain individual and group empowerment without denying the dignity and worth of others.	3.97% 6	34.44% 52	28.48% 43	22.52% 34	5.30% 8	5.30% 8	151

Q11: The Vermont education standards encourage classroom cultures that:

Answered: 150 Skipped: 145



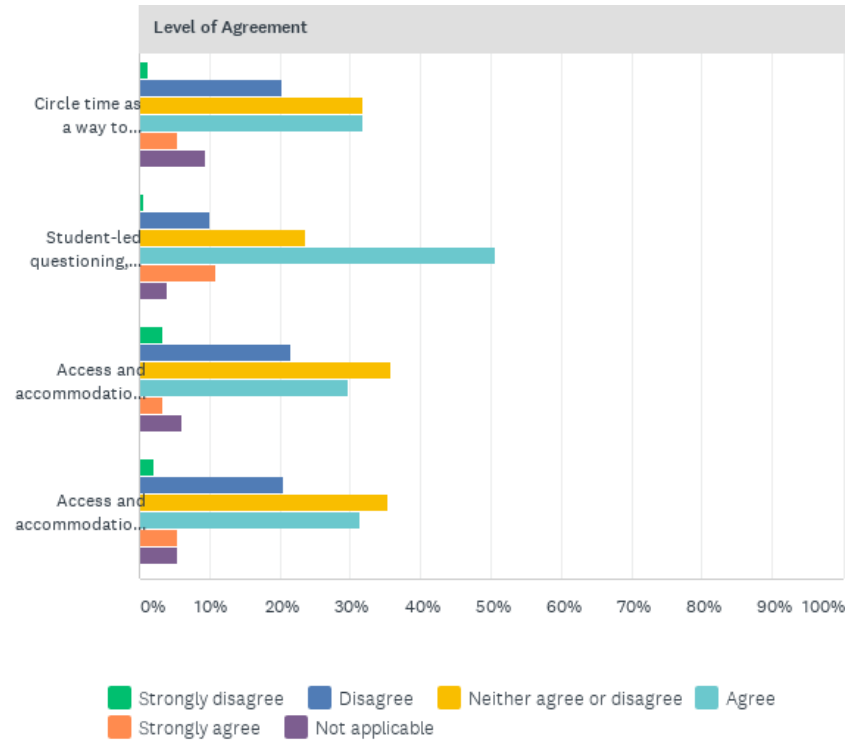
Q11: The Vermont education standards encourage classroom cultures that:

Answered: 150 Skipped: 145

Level of Agreement							
	STRONGLY DISAGREE	DISAGREE	NEITHER AGREE OR DISAGREE	AGREE	STRONGLY AGREE	NOT APPLICABLE	TOTAL
Affirm the contributions and achievements of students' home cultures across history to the present day.	4.00% 6	29.33% 44	36.67% 55	20.67% 31	4.00% 6	5.33% 8	150
Acknowledge the lived history and social experience of disability in the dominant culture, in students' home communities and in the different groups that make up their social lives.	8.67% 13	37.33% 56	33.33% 50	11.33% 17	3.33% 5	6.00% 9	150
Address students' social and emotional wellbeing	0.00% 0	16.67% 25	26.00% 39	44.00% 66	10.67% 16	2.67% 4	150

Q12: The Vermont education standards encourage the following teaching practices:

Answered: 148 Skipped: 147



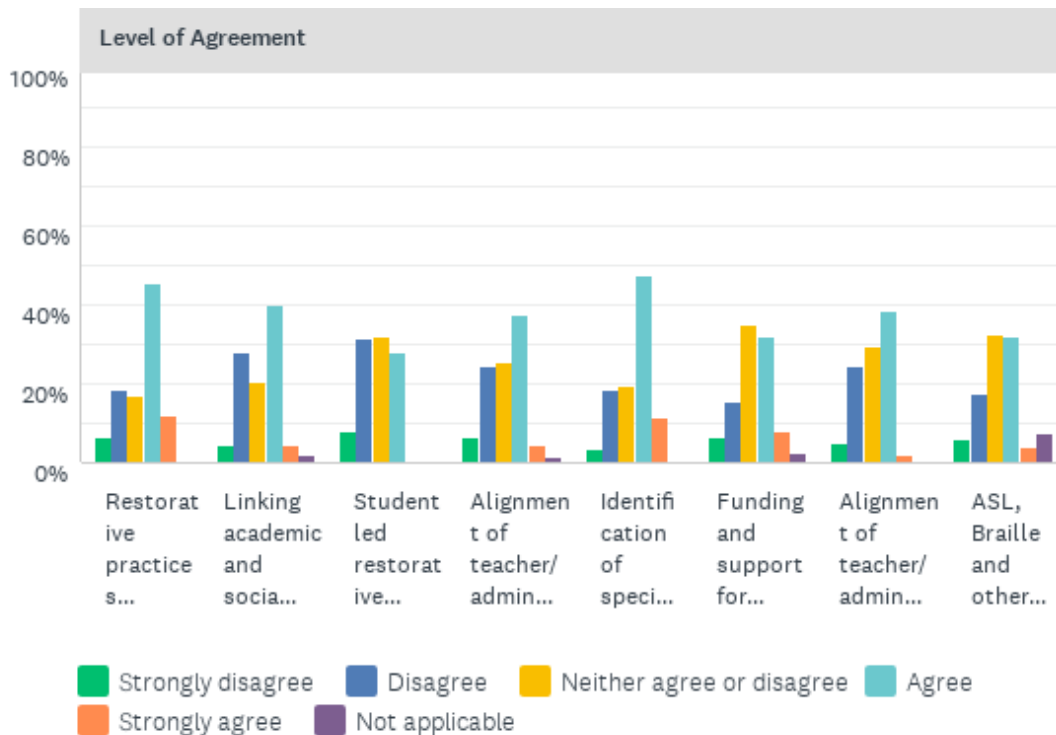
Q12: The Vermont education standards encourage the following teaching practices:

Answered: 148 Skipped: 147

Level of Agreement							
	STRONGLY DISAGREE	DISAGREE	NEITHER AGREE OR DISAGREE	AGREE	STRONGLY AGREE	NOT APPLICABLE	TOTAL
Circle time as a way to respond to injustice as a group	1.35% 2	20.27% 30	31.76% 47	31.76% 47	5.41% 8	9.46% 14	148
Student-led questioning, discussion, and research	0.68% 1	10.14% 15	23.65% 35	50.68% 75	10.81% 16	4.05% 6	148
Access and accommodations to allow English learners to participate in student activism	3.38% 5	21.62% 32	35.81% 53	29.73% 44	3.38% 5	6.08% 9	148
Access and accommodations to allow students with disabilities to participate in student activism	2.04% 3	20.41% 30	35.37% 52	31.29% 46	5.44% 8	5.44% 8	147

Q13: My school's policy and practice encourages the following:

Answered: 151 Skipped: 144



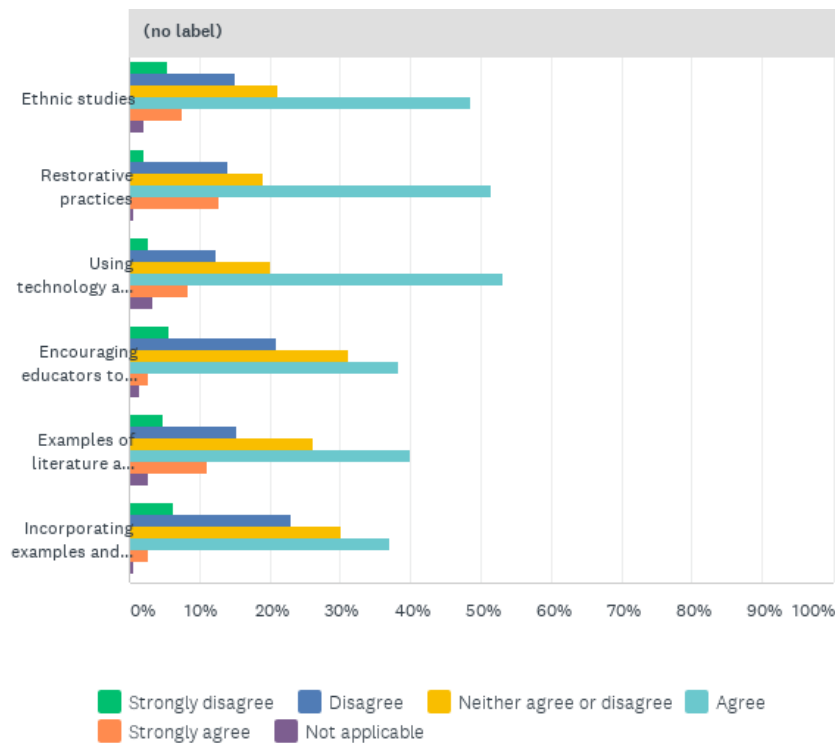
Q13: My school's policy and practice encourages the following:

Answered: 151 Skipped: 144

Level of Agreement	Level of Agreement						TOTAL
	STRONGLY DISAGREE	DISAGREE	NEITHER AGREE OR DISAGREE	AGREE	STRONGLY AGREE	NOT APPLICABLE	
Restorative practices through which alleged misconduct can be addressed and corrected.	6.62% 10	18.54% 28	17.22% 26	45.70% 69	11.92% 18	0.00% 0	151
Linking academic and social goals with restorative practices.	4.67% 7	28.00% 42	20.67% 31	40.00% 60	4.67% 7	2.00% 3	150
Student led restorative practices.	8.16% 12	31.29% 46	31.97% 47	27.89% 41	0.88% 1	0.00% 0	147
Alignment of teacher/administrator support and accountability with restorative practices.	6.67% 10	24.67% 37	25.33% 38	37.33% 56	4.67% 7	1.33% 2	150
Identification of specific conduct that is prohibited because it relates to racism, sexism, ableism, and other forms of bias and discrimination.	3.33% 5	18.67% 28	19.33% 29	47.33% 71	11.33% 17	0.00% 0	150
Funding and support for ethnic studies and social equity curricula and practices.	6.71% 10	15.44% 23	34.90% 52	32.21% 48	8.05% 12	2.68% 4	149
Alignment of teacher/administrator support and accountability with restorative practices.	4.79% 7	24.66% 36	29.45% 43	38.36% 56	2.05% 3	0.68% 1	146
ASL, Braille and other communication and speech accommodations in the curriculum content and classroom resources and for linguistic diversity.	6.12% 9	17.69% 26	32.65% 48	31.97% 47	4.08% 6	7.48% 11	147

opportunities for teachers, administrators, and other school staff for the following:

Answered: 146 Skipped: 149



opportunities for teachers, administrators, and other school staff for the following:

Answered: 146 Skipped: 149

(no label)	STRONGLY DISAGREE	DISAGREE	NEITHER AGREE OR DISAGREE	AGREE	STRONGLY AGREE	NOT APPLICABLE	TOTAL
Ethnic studies	5.48% 8	15.07% 22	21.23% 31	48.63% 71	7.53% 11	2.05% 3	146
Restorative practices	2.11% 3	14.06% 20	19.01% 27	51.41% 73	12.66% 18	0.70% 1	142
Using technology and multimedia tools to assist those with disabilities to gain equal access to knowledge and support their full integration into the culture of a school and classroom.	2.76% 4	12.41% 18	20.00% 29	53.10% 77	8.28% 12	3.45% 5	145
Encouraging educators to work together in ethnic studies programs across academic grades and subjects (e.g., Pre-K - 12, language arts, math, the sciences, history, civic, the arts and music, etc.)	5.56% 8	20.83% 30	31.25% 45	38.19% 55	2.78% 4	1.39% 2	144
Examples of literature and multimedia resources, curriculum units, and different methods of instruction for ethnic studies.	4.83% 7	15.17% 22	26.21% 38	40.00% 58	11.03% 16	2.76% 4	145
Incorporating examples and case studies from diverse backgrounds and social struggles.	6.29% 9	23.06% 33	30.07% 43	37.06% 53	2.80% 4	0.70% 1	143